



DIPLOMATIC MISSION SUPPLIES

SERVICE WITHOUT BOUNDARIES



OUR
SOFA & CHAIR COLLECTION

17
18



CONTENTS

ABOUT US

SOFAS

OCCASIONAL CHAIRS

CORNER GROUPS

FOOTSTOOLS

FOREWORD BY OUR FOUNDER AND DIRECTOR GRAHAM R TAYLOR...

For more than twenty years, **Diplomatic Mission Supplies** has established itself as one of the most trusted and reliable sources of **Procurement and Logistics** specialists to the FCO; British Posts; DFID; BCG and MOD worldwide.

Over the past decade we have specialised in furniture housepacks including sofa sets and mattresses; we are proud to supply through the **FCO contract CPG1512** ensuring we adhere to strict methods of production including timber from sustainable sources; using only **CMHR** foam and mattresses to **British Standard Crib 5**.

Health & Safety issues are constantly referred to as ‘in house’ as we constantly strive to offer unrivaled support to overseas Missions as we endeavor to source all manner of products that do not compromise our environmental beliefs, working with manufacturers and shippers the support ‘green’ issues worldwide to reduce our Carbon Footprint, including recycled packaging whenever possible.

During this time, we have built up an enviable reputation for first class service delivering superb products at value for money prices for our loyal and expanding customer base. We have excellent trading relationships with our carefully chosen business partners enabling us to meet or exceed customer expectations and this new range of handmade sofa sets reflects the superb quality synonymous with our name...

Diplomatic Mission Supplies

We have made countless complimentary visits overseas to our clients to ensure we understand the individual needs of each customer per region so we can work together as a team committed to serving HM Government, providing the very best of British manufacturing whenever possible, after all, Britain is Great!


Please visit our web site dms-uk.com for further information on our vast range of products and services we offer as we strive to offer
‘Service Without Boundaries’!

“

We are proud of the reputation and knowledge we have gained through the personal service we have given to clients in some of the most remote locations

- Graham Taylor

”



*Graham Taylor
Managing Director*

**ASCOT
CLARA
ELTON
MALTON**

SOFAS
JUNIOR LEVEL






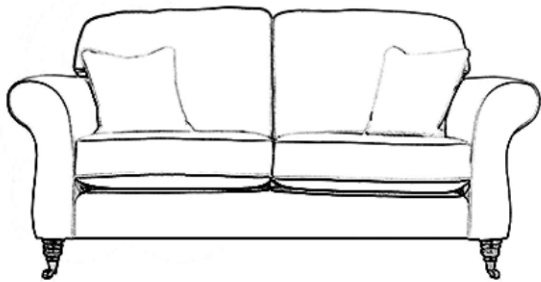
ASCOT

The Ascot model is vaguely familiar and that is because it is the same shape as our Elton model but with a more contemporary finish. It has a capped-on arm, which means that the front of the arm has a flat floated finish and crisp piping around the edge of the arm.

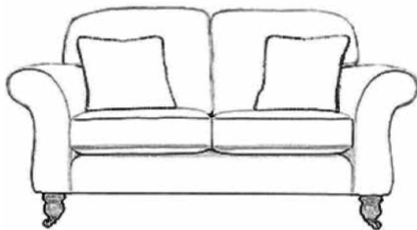
The Ascot has all the finesse associated with Finline our sofas, but scaled down. The arms are neat, so they don't "take over" your room, and the Ascot sports attractive turned legs, with or without castors.



GRAND SOFA	(CM)	(INCHES)
WIDTH	214	84
DEPTH	96	38
HEIGHT	94	37



LARGE SOFA	(CM)	(INCHES)
WIDTH	192	75
DEPTH	96	38
HEIGHT	94	37



SMALL SOFA	(CM)	(INCHES)
WIDTH	162	64
DEPTH	96	38
HEIGHT	94	37



CHAIR	(CM)	(INCHES)
WIDTH	94	37
DEPTH	96	38
HEIGHT	94	37

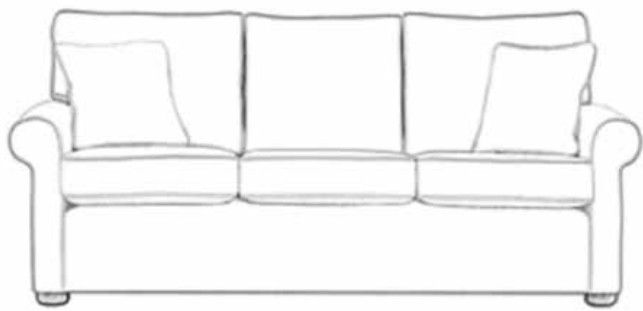
The Ascot offers a clean & fresh look and is very effective when upholstered in plain and textured fabrics, or in a nice modern airy floral, indeed, any fabric you wish to choose.



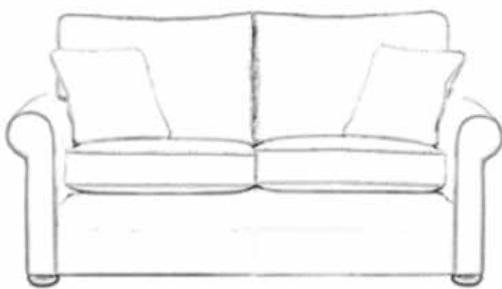


CLARA

The Clara Collection is another sofa & chair model that has neatness & elegance as it's starting point. Only 36" or 92cm in depth, and also 36" or 92cm high, it is perfectly balanced, and it will fit into the most compact of spaces.



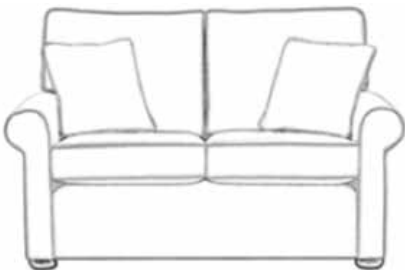
LARGE SOFA	(CM)	(INCHES)
WIDTH	207	81
DEPTH	92	36
HEIGHT	95	37



2.5 SEATER	(CM)	(INCHES)
WIDTH	178	70
DEPTH	92	36
HEIGHT	95	37



It has a capped-on arm, which means that the front of the arm is flat , and is finished with a crisp piping around the edge. The base of the Clara has a straight end and the bun feet are available in light or dark finish. This is a very affordable model and one that suits any style or room.



SMALL SOFA	(CM)	(INCHES)
WIDTH	152	60
DEPTH	92	36
HEIGHT	95	37



CHAIR	(CM)	(INCHES)
WIDTH	94	37
DEPTH	92	36
HEIGHT	95	37

Clara is presented as a Large Sofa (3 seater), a 2.5 seater Sofa, a compact Small Sofa (only 59" wide), a very comfortable armchair, and its own matching footstool.



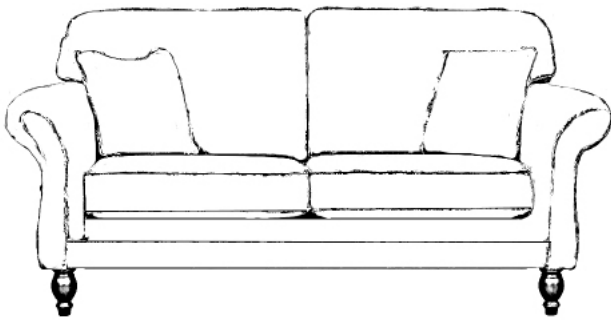


ELTON

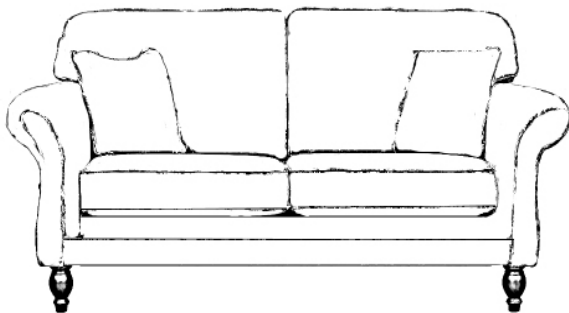
The Elton has all the elegance associated with the grandest of the models we offer, but in a scaled down version.



It features the classic rolled arms, but neat enough, so they don't take over the look of the sofa, and very attractive turned legs, with or without castors. Also, the depth of the Elton is 96cm, which means it's not too deep a sit, so the not-so-tall amongst us will find this a model that they can get in and out of with ease.




LARGE SOFA	(CM)	(INCHES)
WIDTH	192	75
DEPTH	96	38
HEIGHT	94	37



SMALL SOFA	(CM)	(INCHES)
WIDTH	162	64
DEPTH	96	38
HEIGHT	94	37



CHAIR	(CM)	(INCHES)
WIDTH	94	37
DEPTH	96	38
HEIGHT	94	37



LADIES CHAIR	(CM)	(INCHES)
WIDTH	88	35
DEPTH	86	34
HEIGHT	94	37



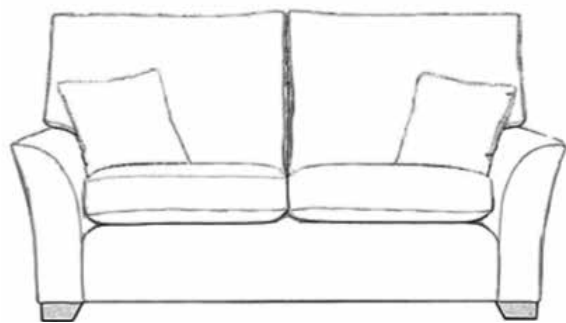
Because the lengths of the sofas are so neat, you can put an Elton sofa into a neat space, and it will fit where other models wouldn't. Apart from the sofa's, we also provide an armchair, and most recently we've added a Ladies Chair, which is shallower in depth than the standard pieces, plus we make a matching footstool.



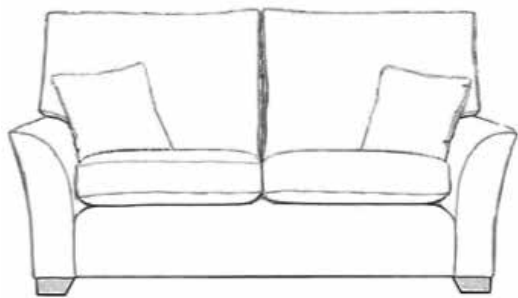
MALTON

The Malton Collection has a contemporary feel in a compact size. The sofa’s and chairs are 36” deep & 36” high, achieving a natural balance, and suiting most regular heights. The Malton has (what we call) tulip-shaped arms ; they are not bulky, giving the Malton a streamlined look.

Malton has modern blocky legs, available in a light or dark wood finish. It suits a modern home or apartment, & it will look great in your t.v. room or kitchen. The Malton looks ideal in modern plain & plain textured fabrics, but also suits a striped classic fabric.



LARGE SOFA	(CM)	(INCHES)
WIDTH	188	74
DEPTH	91	36
HEIGHT	95	37



SMALL SOFA	(CM)	(INCHES)
WIDTH	158	62
DEPTH	91	36
HEIGHT	95	37



CHAIR	(CM)	(INCHES)
WIDTH	94	37
DEPTH	91	36
HEIGHT	95	37



The Malton Collection is offered to you as a Large Sofa, Small Sofa, Armchair & matching footstool.

SOFAS

MID LEVEL

LEON/LEONARDO

ELIJAH

IMPERIAL

COLLINS

CUMBRIA

CLARE

LOUIS

ARUSHA

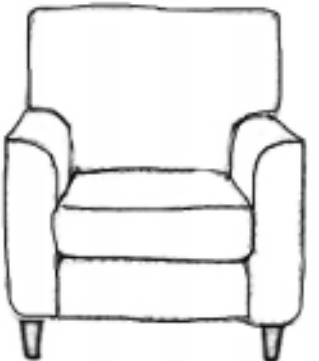
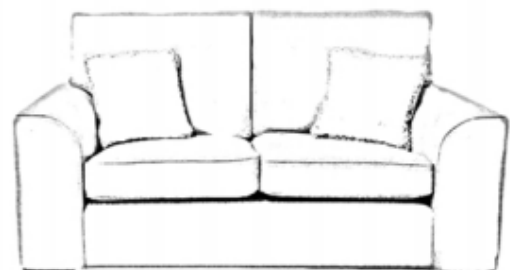
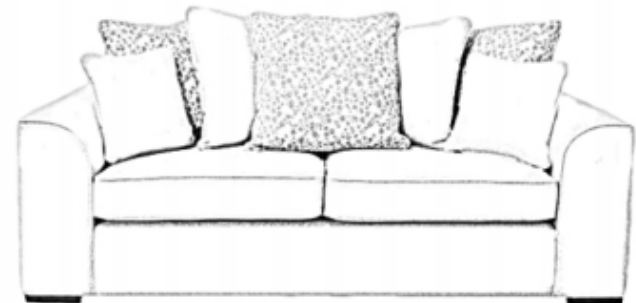




LEON/LEONARDO

The Leon/Leonardo is a contemporary piece that features significant but shapely & perfectly proportioned arms.

This model is available as a pillowback sofa known as Leonardo or as a standard back sofa known as Leon. The Leon/Leonardo model fits almost any environment from townhouses to apartments to country residences.



LARGE SOFA	(CM)	(INCHES)
WIDTH	206	81
DEPTH	97	38
HEIGHT	99	39

SMALL SOFA	(CM)	(INCHES)
WIDTH	181	71
DEPTH	97	38
HEIGHT	99	39

CHAIR	(CM)	(INCHES)
WIDTH	81	32
DEPTH	97	38
HEIGHT	99	39

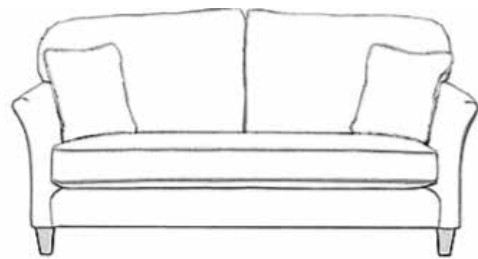
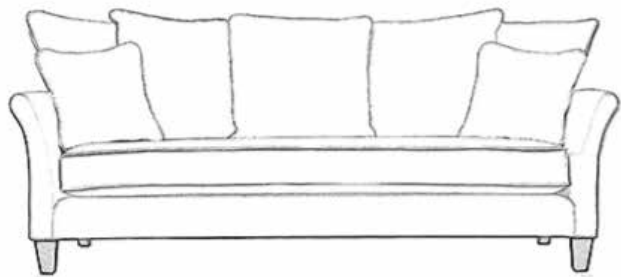


LEONARDO: Pillow Back Option
LEON: Standard Back Option
All Sofas Available as Pillow Back or Standard

It's true value comes in the beautiful upright sit that should suit almost all tastes and comfort requirements. The leg is available in light or dark colours.

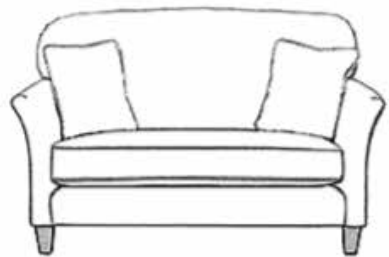


ELIJAH



LARGE SOFA	(CM)	(INCHES)
WIDTH	220	87
DEPTH	97	38
HEIGHT	90	35

SMALL SOFA	(CM)	(INCHES)
WIDTH	188	74
DEPTH	97	38
HEIGHT	90	35



LOVE SEAT	(CM)	(INCHES)
WIDTH	122	48
DEPTH	97	38
HEIGHT	90	35

CHAIR	(CM)	(INCHES)
WIDTH	92	36
DEPTH	97	38
HEIGHT	90	35

ELIJAH: Pillow Back Option
ELISHA: Standard Back Option
All Sofas Available as Pillow Back or Standard

ELIJAH / ELISHA

The Elijah & Elisha are the latest addition to our collection, these models were created in 2013. We created these pieces as there was huge demand for sofas that weren't taking up the room with "massive arms" The 2 main features of the Elijah (Pillow-back) and the Elisha (Standard-back) are the neat arms, and the bench seat cushion.



The arms are without doubt the narrowest of any sofa in our collection, therefore, even with a modest sized sofa, you are gaining in seat space. The other feature of these models is the bench seat cushion.

This is one long seat cushion, which gives a lovely sleek, uninterrupted look to the Elijah / Elisha. Even the back of the sofa is elegant, something that may prove important in an open plan setting. Elijah / Elisha is offered as a Large Sofa, Small Sofa, Loveseat, and 2 choices of armchair, the Dylan Chair or the matching Elisha Chair.

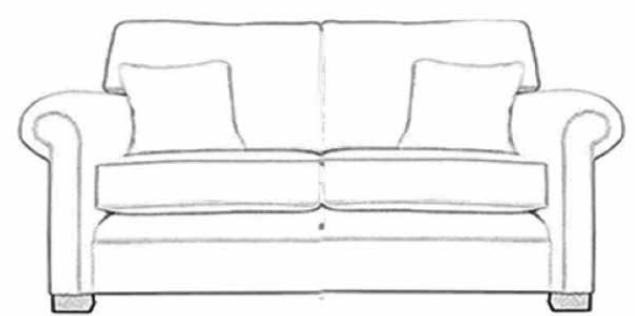


ELISHA

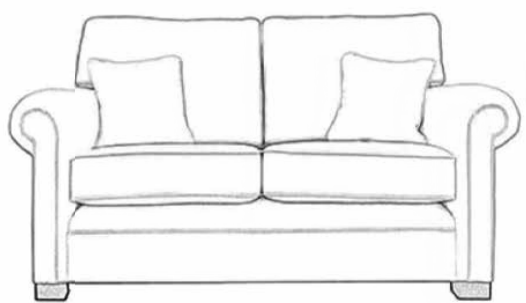


IMPERIAL

There are many reasons to choose the Imperial Collection as your sofa choice, let us tell you about them.



LARGE SOFA	(CM)	(INCHES)
WIDTH	207	81
DEPTH	102	40
HEIGHT	94	37



SMALL SOFA	(CM)	(INCHES)
WIDTH	180	71
DEPTH	102	40
HEIGHT	94	37



CHAIR	(CM)	(INCHES)
WIDTH	100	39
DEPTH	102	40
HEIGHT	94	37

Firstly, the Imperial has the classic rolled-arms, but done in a fresh way, unfussy. The back cushions are squared off, giving the Imperial a more contemporary look, but are still high enough to be supportive, without dominating a room. The base of the Imperial has a straight finish, and clean squared-off legs, in either a dark or light finish. The depth of the Imperial seems to suit a lot of people and it certainly is a model we recommend for maximising comfort.

The Imperial is offered as a Large sofa, Small sofa, Armchair, and a matching Imperial footstool (this can also be done as a storage stool).



COLLINS

The Collins is a contemporary piece of furniture that sits in any modern space.

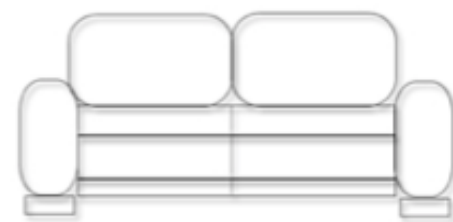
Its refined look and sharp square lines make it a modern yet timeless model. Unlike much modern day furniture, the Collins is an exquisitely comfortable sit, and its deep seat makes you want to sit on it for hours on end.

The large square arms and low seat cushion complement each other perfectly. The Collins comes with a foam core seat filling with fibre wrap, which provides durability and comfort.


Legs are available in light or dark colours.



LARGE SOFA	(Cm)	(Inches)
Width	227	90
Depth	107	42
Height	89	35



SMALL SOFA	(Cm)	(Inches)
Width	162	64
Depth	107	42
Height	89	35



LOVE SEAT	(Cm)	(Inches)
Width	131	52
Depth	107	42
Height	89	35



CHAIR	(Cm)	(Inches)
Width	99	39
Depth	107	42
Height	89	35

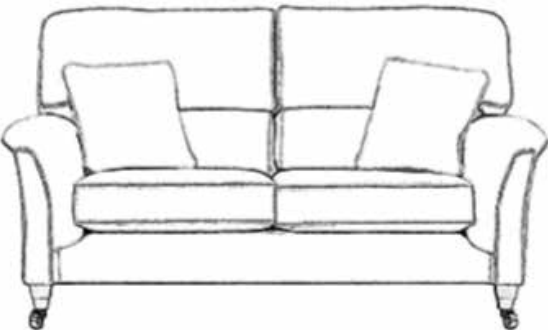
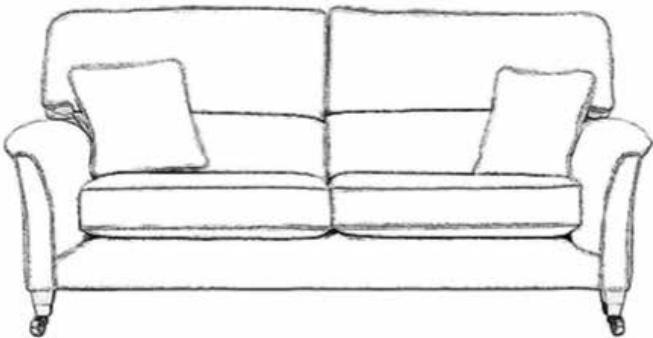




CUMBRIA

If neatness is considered a virtue, that is possibly the reason why the Cumbria Collection is one of our most popular models. Upon sitting into the Cumbria, the first thing you will notice is the high back cushion, perfect for head support. The back cushion has a split, so the lower part of the back cushion gently cradles the lower back and provides lower lumbar support.

The Cumbria is compact, just 97cm deep for the sofa's and 94cm deep for the arm-chair. The arms of the Cumbria are slim and elegant, as are the legs; whether you choose the stylish Kensington legs with castors, or the Ainsley or Dylan legs, in either a dark or light wood finish.



LARGE SOFA	(CM)	(INCHES)
WIDTH	203	80
DEPTH	97	38
HEIGHT	99	39

SMALL SOFA	(CM)	(INCHES)
WIDTH	172	68
DEPTH	97	38
HEIGHT	99	39

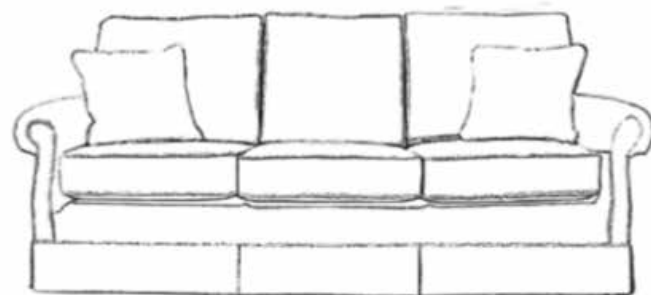


CHAIR	(CM)	(INCHES)
WIDTH	100	39
DEPTH	94	37
HEIGHT	99	39

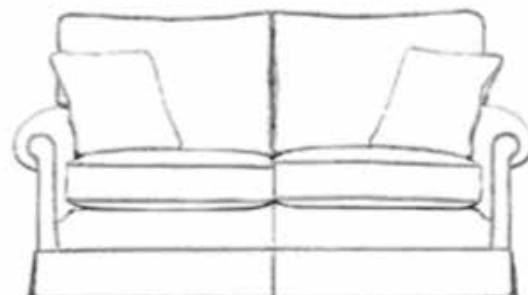


If your check-list for a sofa contains these criterion, then Cumbria may be the model for you. Many find this a design that provides for a more contemporary sofa with the comfort qualities of some of our more traditional designs.

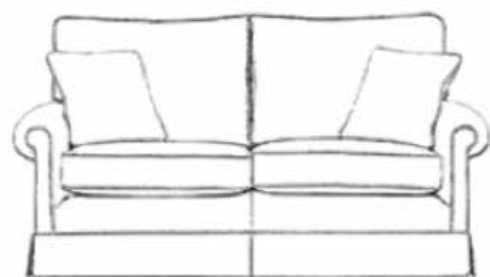
The Cumbria comes as a Large Sofa, Small Sofa & an armchair in standard sizes, and we offer a bespoke service for this model, so if our sizes are too big or too small, please speak to us.



LARGE SOFA	(CM)	(INCHES)
WIDTH	207	81
DEPTH	92	36
HEIGHT	95	37



2.5 SOFA	(CM)	(INCHES)
WIDTH	178	70
DEPTH	92	36
HEIGHT	95	37



SMALL SOFA	(CM)	(INCHES)
WIDTH	152	60
DEPTH	92	36
HEIGHT	95	37



CHAIR	(CM)	(INCHES)
WIDTH	94	37
DEPTH	92	36
HEIGHT	95	37

CLARE

As the popular song goes.... Clare, the moment I met you, I swear!



Many people have an instant connection with the Clare model, and we believe it has to do with size.

Clare is only 36" or 92cm in depth, and also 36" or 92cm high, so it's perfectly balanced, and you know it will fit into the most compact of rooms, without visually crowding your space. The rolled arm is dainty, and the Clare is finished with a skirt (or without a skirt, if that is your wish).

The Clare might be neat, tidy, compact, but it still creates a most elegant and polished look within your home. Clare is presented as a Large Sofa (3 seater), a 2.5 seater Sofa, a compact Small Sofa (only 59" wide), a very comfortable armchair, and its own matching footstool. It is available in any of our 3,000 fabulous fabrics.






LOUIS

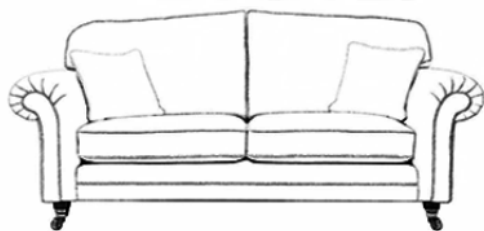
Louis has won many fans, and for various reasons. There is a subtle elegance about the shape of the Louis ; the arms are shapely without being cumbersome and the back cushions are comfortably high.



The depth of the sofa’s is 98cm / 39”, and this makes the “sit” of the sofa not too deep, perfect for most people.



Because the shape is not fussy, the Louis looks timeless in any of our patterns & stripes, but also looks great when upholstered in Linens, Velvets & Plain textured fabrics.



GRAND SOFA	(CM)	(INCHES)
WIDTH	238	94
DEPTH	98	39
HEIGHT	99	39

LARGE SOFA	(CM)	(INCHES)
WIDTH	213	84
DEPTH	98	39
HEIGHT	99	39



SMALL SOFA	(CM)	(INCHES)
WIDTH	188	74
DEPTH	98	39
HEIGHT	99	39

LOVE SEAT	(CM)	(INCHES)
WIDTH	148	58
DEPTH	98	39
HEIGHT	99	39



CHAIR	(CM)	(INCHES)
WIDTH	103	41
DEPTH	97	38
HEIGHT	96	38




ARUSHA


(LOOSE COVER)

The Arusha Collection is currently the only loose cover model in our sofa assortment. It is the definitive squashy, cosy comfortable sofa , and our Roi-sin has been loved by people for many years.


It is the definitive squashy, cosy comfortable sofa , and our Arusha has been loved by people for many years. The look is casual & relaxed, and it epitomises the “shabby chic” look, which continues to have appeal.



LARGE SOFA	(CM)	(INCHES)
WIDTH	219	86
DEPTH	94	37
HEIGHT	104	41



SMALL SOFA	(CM)	(INCHES)
WIDTH	182	72
DEPTH	94	37
HEIGHT	104	41



CHAIR	(CM)	(INCHES)
WIDTH	97	38
DEPTH	94	37
HEIGHT	104	41

A big part of its appeal is that the covers are fully removable, and machine washable at 30 degrees. Indeed, every year we make new covers for peoples existing Arusha sofas and chairs, and you get to enjoy them for even longer. No more will you worry about grubby fingers, dog hairs, or the little stains & marks that occur in daily living ! The Arusha Collection is offered in a Large Sofa, Small Sofa, Armchair & a matching footstool.



SOFAS

SENIOR LEVEL

**ALEXANDRA
CAPELLA
LA SCALA
HOWARD
PARLIAMENT**

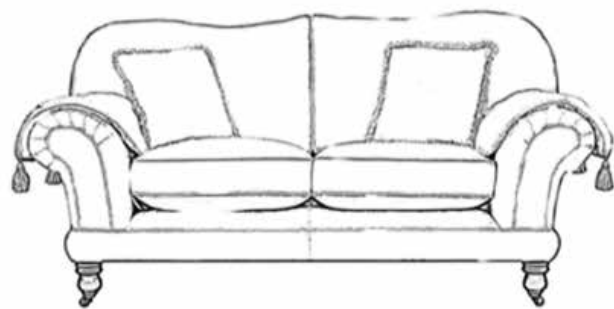




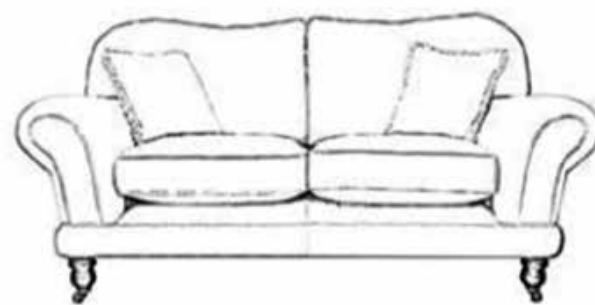
ALEXANDRA

The Alexandra Collection epitomises classical elegance on a grand scale. Alexandra, or Alex, as we like to call her, has generous arms, in keeping with the depth of the sofa, which is 106cm deep. The back cushions have a pronounced curve, which gives the Alexandra a look that is quite memorable.


The Alexandra looks great in our more formal fabrics, and in those fabrics it captures a timeless look.



LARGE SOFA	(CM)	(INCHES)
WIDTH	219	86
DEPTH	109	43
HEIGHT	100	39



SMALL SOFA	(CM)	(INCHES)
WIDTH	193	76
DEPTH	109	43
HEIGHT	100	39



LOVE SEAT	(CM)	(INCHES)
WIDTH	152	60
DEPTH	109	43
HEIGHT	100	39



CHAIR	(CM)	(INCHES)
WIDTH	100	39
DEPTH	107	42
HEIGHT	100	39

Alexandra also looks very relevant to modern decor when upholstered in velvets & linens.



The Alexandra comes as a Large Sofa, Small Sofa, Love Seat, and an armchair in standard sizes.



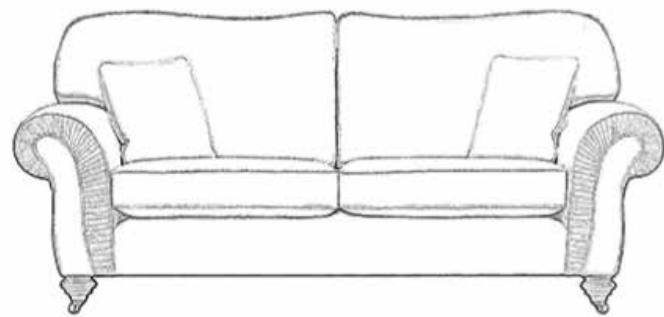
CAPELLA

The Capella model fills a particular niche within our Collection, in that it captures the essence of our classic sofa's, but is just not as deep a sofa; well, we are not all 6'3" !

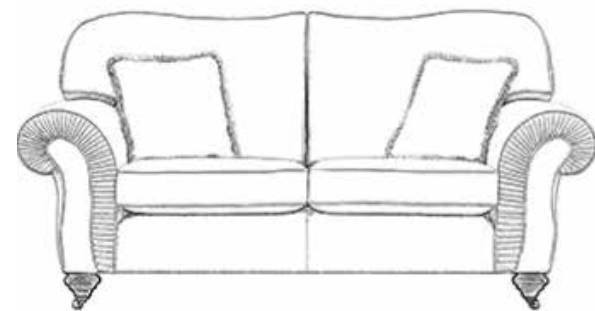


The most striking feature of Capella is the pleating on the front facing of the arms, which bears some resemblance to the natural shape of a seahorse. It's a real labour of love, and to see the pleats follow the line of a stripe, pattern or plain, is a beauty to behold.


Should you like the sofa, but the pleating doesn't do it for you, we can leave the pleating off, and it still has an elegant curve.



LARGE SOFA	(CM)	(INCHES)
WIDTH	223	88
DEPTH	100	39
HEIGHT	98	38



SMALL SOFA	(CM)	(INCHES)
WIDTH	192	76
DEPTH	100	39
HEIGHT	98	38



LOVE SEAT	(CM)	(INCHES)
WIDTH	150	42
DEPTH	100	39
HEIGHT	98	38



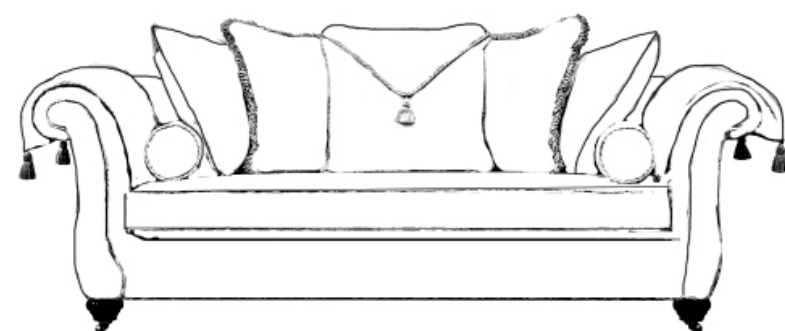
CHAIR	(CM)	(INCHES)
WIDTH	106	42
DEPTH	94	37
HEIGHT	98	38

The Capella comes as a Large Sofa, Small Sofa , Love Seat, and an Armchair in standard sizes.

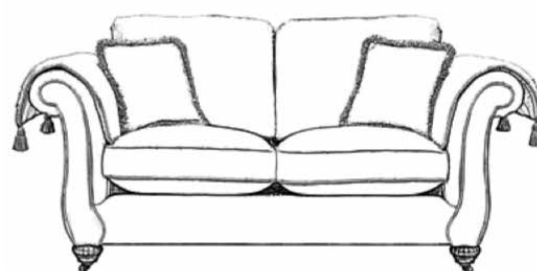




LA SCALA



LARGE SOFA	(CM)	(INCHES)
WIDTH	241	95
DEPTH	105	41
HEIGHT	94	37



SMALL SOFA	(CM)	(INCHES)
WIDTH	200	79
DEPTH	105	41
HEIGHT	94	37



LOVE SEAT	(CM)	(INCHES)
WIDTH	159	63
DEPTH	105	41
HEIGHT	94	37



CHAIR	(CM)	(INCHES)
WIDTH	101	40
DEPTH	104	41
HEIGHT	96	38

LA SCALA: Pillow Back Option
LAFAYETTE: Standard Back Option
All Sofas Available as Pillow Back or Standard

LA SCALA / LAFAYETTE

When it comes to creating the “wow” factor in your living room, there are not many sofa’s that can compete with the impact that the La Scala model creates. On the Large Sofa, the pillow back, complete with the “envelope” cushion and the cylinder shaped bolsters is instantly recognisable, and with it’s sweeping high arms and long bench seat, it has become an iconic sofa within our collection.



LAFAYETTE

Should you prefer the tidier line of the Standard back cushions, these are also available, and that is when it becomes the Lafayette. There is also an option to have 2 seat cushions instead of the bench seat.

The La Scala / Lafayette comes as a Large Sofa, Small Sofa , Love Seat, and an armchair in standard sizes, and we offer a bespoke service for this model, so if our sizes are too big or too small, please speak to us.

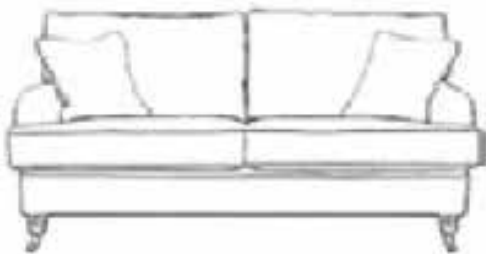


HOLMES

The Holmes Collection is a chameleon amongst our sofa's & chairs, in that it completely changes with whatever fabric it is upholstered in. You might think that of any sofa in a different fabric, but the Holmes lives up to this claim . Upholstered in velvets, it looks like a sofa from the turn of the 19th into early 20th century, whereas in linens and textured plain fabrics, it is often described by customer's as contemporary. The choice of legs can also help its claim as contemporary or traditional.

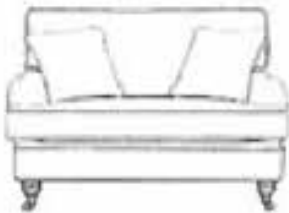
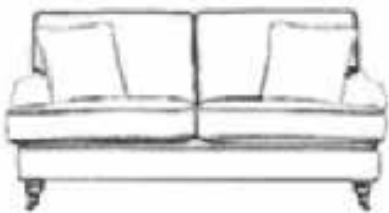


The Holmes boasts an unfussy look, with a clean top line, recessed arms which do not come all the way to the front, and legs which raise the sofa 6" off the ground, all which make the Holmes look airy and spacious.



GRAND SOFA	(CM)	(INCHES)
WIDTH	214	84
DEPTH	102	40
HEIGHT	92	36

LARGE SOFA	(CM)	(INCHES)
WIDTH	186	73
DEPTH	102	40
HEIGHT	92	36



SMALL SOFA	(CM)	(INCHES)
WIDTH	163	64
DEPTH	102	40
HEIGHT	92	36

LOVE SEAT	(CM)	(INCHES)
WIDTH	123	48
DEPTH	102	40
HEIGHT	92	36

CHAIR	(CM)	(INCHES)
WIDTH	90	35
DEPTH	101	40
HEIGHT	92	36

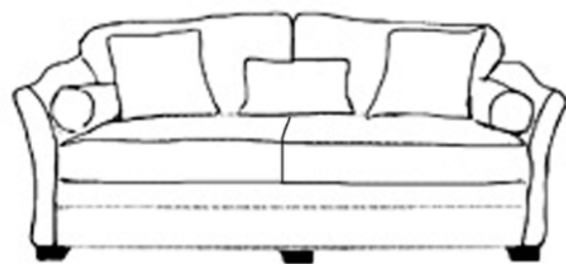


It provides more sitting space than imagined. Viewed from a side profile, the Holmes has the ability to make a room look bigger. The Holmes Collection comes as a Grand Sofa, Large Sofa, Small Sofa, a most attractive Loveseat, and an Armchair, plus a matching footstool.



OTHELLO

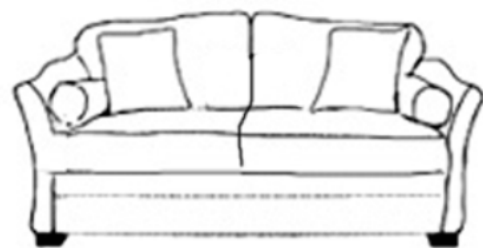
The Othello Model is brand new to the Finline Collection. Grandeur and Opulence were the main focus when we designed this model. It is a large model in terms of depth and width so it conjures ideas of luxury and comfort. Adding to this are the cylinder bolsters and extra cushions which provide the bells & whistles. These also offer the opportunity to bring in some other tones to this piece and the rest of the room to life. We usually match this sofa with our King Chair but really this sofa is for appreciating in its own splendor.



GRAND SOFA	(CM)	(INCHES)
WIDTH	255	100
DEPTH	105	41
HEIGHT	103	40



LARGE SOFA	(CM)	(INCHES)
WIDTH	230	91
DEPTH	105	41
HEIGHT	103	40



SMALL SOFA	(CM)	(INCHES)
WIDTH	205	81
DEPTH	105	41
HEIGHT	103	40



LOVE SEAT	(CM)	(INCHES)
WIDTH	137	54
DEPTH	105	41
HEIGHT	103	40



CHAHIR	(CM)	(INCHES)
WIDTH	97	38
DEPTH	93	37
HEIGHT	101	40



OCCASIONAL CHAIRS

QUEEN ANNE

KING

HARVARD

MATISSE

LISA

CLEARY

AISLING

TUB

DYLAN







QUEEN ANNE

The custom of social tea drinking took off in the Queen Anne period, and with that, the need arose for small moveable chairs. The single most distinctive feature of Queen Anne furniture is the cabriole leg, and the “splat” back, which is curved in order to fit the hollow of the spine.


We produce our Queen Anne model with a distinctive kidney shaped arm.



CHAIR	(CM)	(INCHES)
WIDTH	84	33
DEPTH	85	36
HEIGHT	104	41



TWO SEATER	(CM)	(INCHES)
WIDTH	137	54
DEPTH	85	36
HEIGHT	104	41



THREE SEATER	(CM)	(INCHES)
WIDTH	186	73
DEPTH	85	36
HEIGHT	104	41





Our Queen Anne Collection comes standard as a Queen Anne Chair, matching footstool, 2 Seater Sofa, plus we can make a sofa to your specific length.



KING

A number of our customers are both tall and broad, and would love to purchase a wing chair, but find the width between the wings is too narrow to accommodate them, or the seat is too slim, or not deep enough. The solution to this is the King Chair. The King Chair is broader, so your shoulders will sit in more comfortably, as will your body. The beautiful and unique feature of this chair is the “claw and ball” leg which gives the piece its statement.

The back is taller, offering better support for your head, and the King Chair is deeper, allowing you to sit right back into the chair, all the while being supported in a spacious chair. It is a our take on the famous Queen Anne design which we do very well except the King chair has a little bit more presence.



CHAIR	(CM)	(INCHES)
WIDTH	96	38
DEPTH	95	37
HEIGHT	113	44



In conclusion, the King Chair could prove to be a superb choice for the Kings & Queens amongst us !







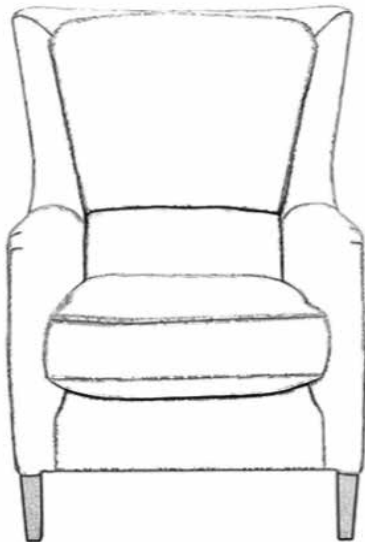
HARVARD

If ever we were to change the name of the Harvard Chair, the most likely name to choose would be the OMG Chair. We will often recommend that a person, who is looking for a chair that has good back support, tries out the Harvard chair. When they try it, often you will hear OMG, this chair is so comfortable.

The Harvard chair is one of the most important chairs in our assortment . It has a Retro-style look, like a chair from the 1930's , with a gently curved back. The chair has a pronounced lumbar cushion ; the cushion fits right into the lower back, and for many people, it provides the kind of back support they only dreamed about.



CHAIR	(CM)	(INCHES)
WIDTH	77	30
DEPTH	92	36
HEIGHT	100	39



The legs are slim & modern looking, and come in either a light wood or dark wood finish. This is the sort of chair that can accompany any style of suite or looks good as a fire side chair or even in a bedroom setting.




MATISSE


Matisse is the newest chair to join our chair assortment. This is available with deep buttons or without (less expensive option)



It has three rows of deep buttons on the back and they help create the folds & lines on the back of the chair. Matisse has a fixed seat cushion, and this gives the chair a traditional look, and we believe it will look & feel nicer as it ages.



DEEP BUTTONED BACK



PLAIN BACK

CHAIR	(CM)	(INCHES)
WIDTH	86	34
DEPTH	87	34
HEIGHT	94	37

The arms are very comfortable to rest against, and are easy to grip when alighting the chair. They are finished with a piping that define the shape beautifully. The spoon back shape of the chair provides real support and comfort. Matisse is currently offered in a dark leg finish, with or without a castor.



LISA

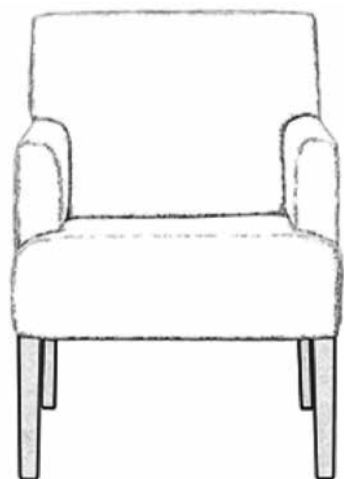
Lisa is the most unassuming of chairs, but it's strength is in its versatility. Lisa has a modern line, all clean angles, so it's perfect to upholster, and it changes with every fabric used on it.




Lisa has lovely tapered, elegant legs, which come as light or dark finish. Lisa looks great in patterns, in stripes, in plain fabrics, or in customer's own material, and it looks great in a hallway, a neat area in a living room, a bedroom, it's uses are endless.



The Lisa chair can also be made into a very modern looking sofa, speak to your salesperson for details.



CHAIR	(CM)	(INCHES)
WIDTH	65	26
DEPTH	66	26
HEIGHT	86	34






CLEARY

This most dignified and elegant of chairs joined the Finline Collection in 2014 and although a novice, it has rapidly built up a following.



CHAIR	(CM)	(INCHES)
WIDTH	79	31
DEPTH	87	34
HEIGHT	97	38



Cleary has a square-ish (but rounded-off corners) fixed spring back cushion, which gives super back support and whilst allowing the chair to be just 34” deep. The width of the chair is 33”, much neater than conventional armchairs.

The Cleary legs are 8” high and are finished with a castor. The legs come in a light or dark finish, and with or without a castor.

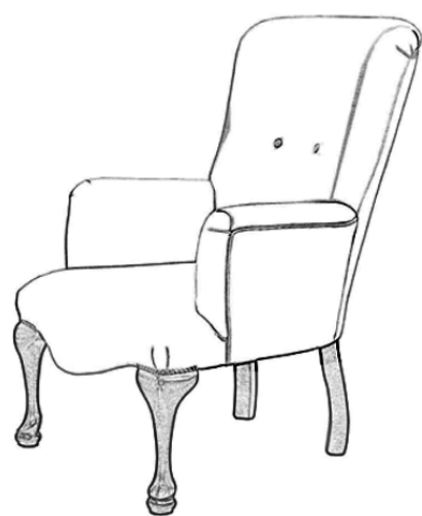
AISLING

There are times when your room will need “something” to finish it, a little chair to sit in the corner, not some bulky armchair that will overwhelm the room. If you find yourself thinking like this, then you might find yourself considering the Aisling Chair.

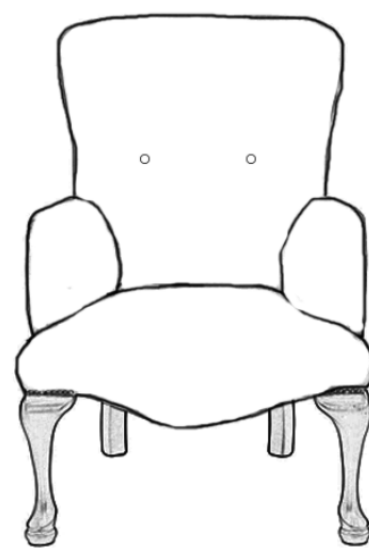


Aisling is the embodiment of the compact elegant chair, and a surprisingly comfortable chair to boot. Aishling features cabriole legs, so it will fit within a classic scheme, or it could be put within a modern setting as a quirky statement piece (try covering it in a statement fabric). This occasional chair is designed with a spoon back which really provides support and is considered by some to be our most comfortable chair.

It is suitable for a living area, it could be placed in a hall or landing as a feature piece. It would make a beautiful addition to a main or guest bedroom.



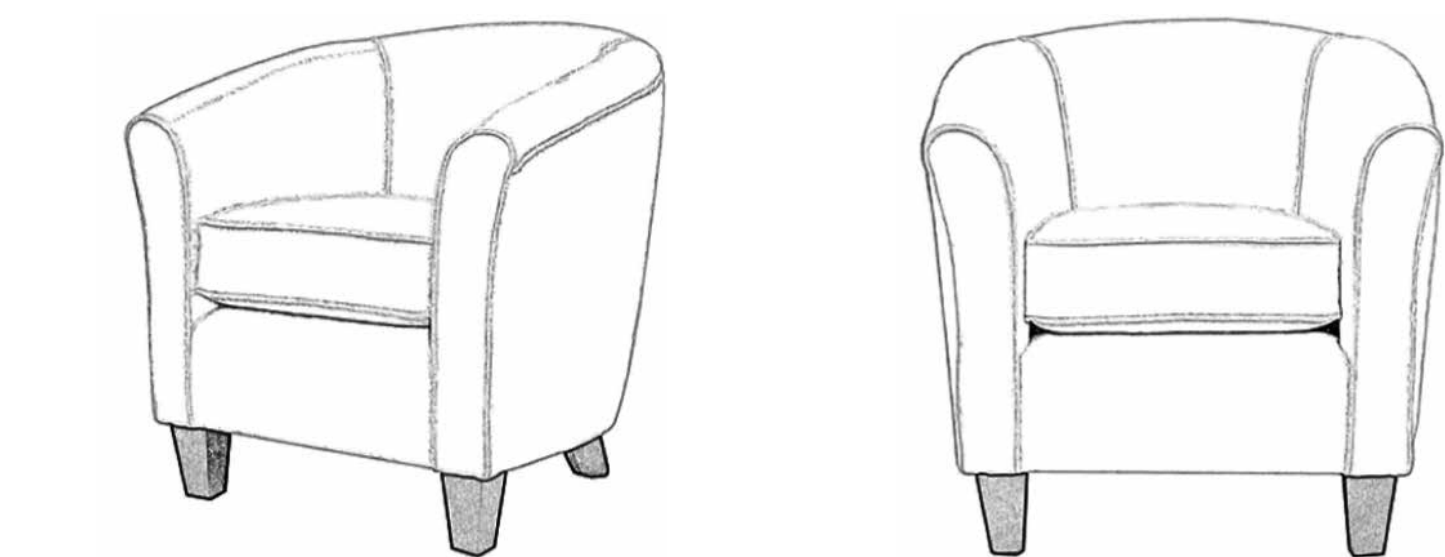
CHAIR	(CM)	(INCHES)
WIDTH	67	26
DEPTH	87	34
HEIGHT	91	36





TUB

“**R**ub-a-dub-dub, three men in a tub” goes the old nursery rhyme, but Tub chair is a one person chair !



CHAIR	(CM)	(INCHES)
WIDTH	74	29
DEPTH	72	28
HEIGHT	72	28



Our Tub chair is a most compact piece, just 29” wide, 30” deep, and 28” high, so it has a balanced look. It sits atop modern block feet, and they are available in both a light and dark finish. We can use any fabric on our Tub chair, so whether you want to use a funky modern accent fabric, a plush velvet or a cool modern linen type fabric, it’s up to you.

HARVARD FRAME & CHAIR

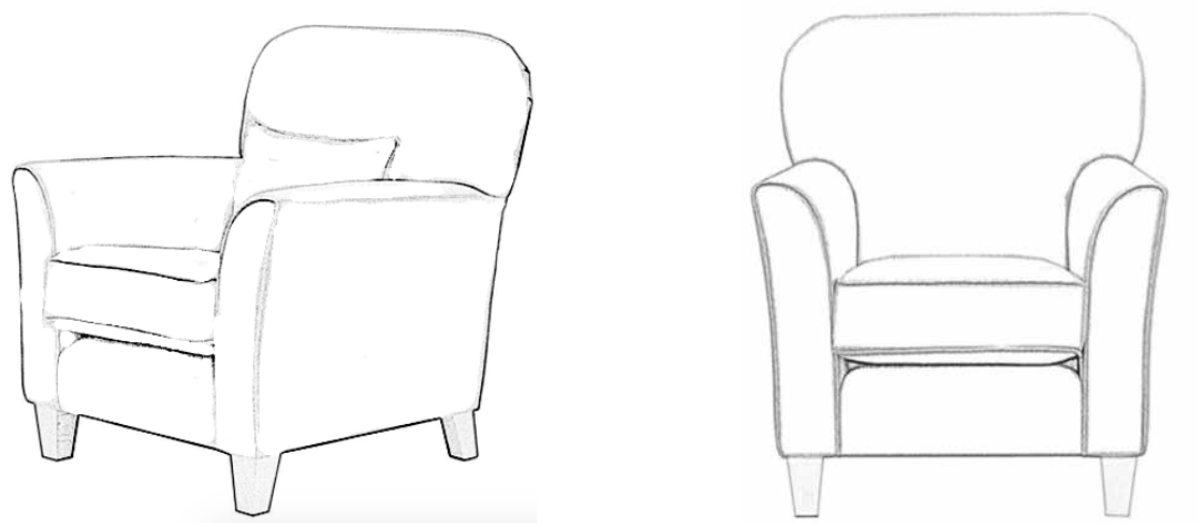




DYLAN

The Dylan chair is a most understated looking chair, but boy is it comfortable ! This chair has a compact width, only 32” wide, so it will fit into the narrowest of spaces. The depth of the Dylan chair is 35”, and it has fixed back upholstery, so you get a very comfortable depth in a tidy chair.

The Dylan legs are chunky and modern, and they come in a light or dark finish. And as usual, available in any fabric from any of our collections.



CHAIR	(CM)	(INCHES)
WIDTH	82	32
DEPTH	84	33
HEIGHT	91	36



ATLAS

MONTREAL

ATLAS & MONTREAL CHAISE

CHANIA

COMO

NOLAN CHAISE END

CORNER GROUPS





ATLAS

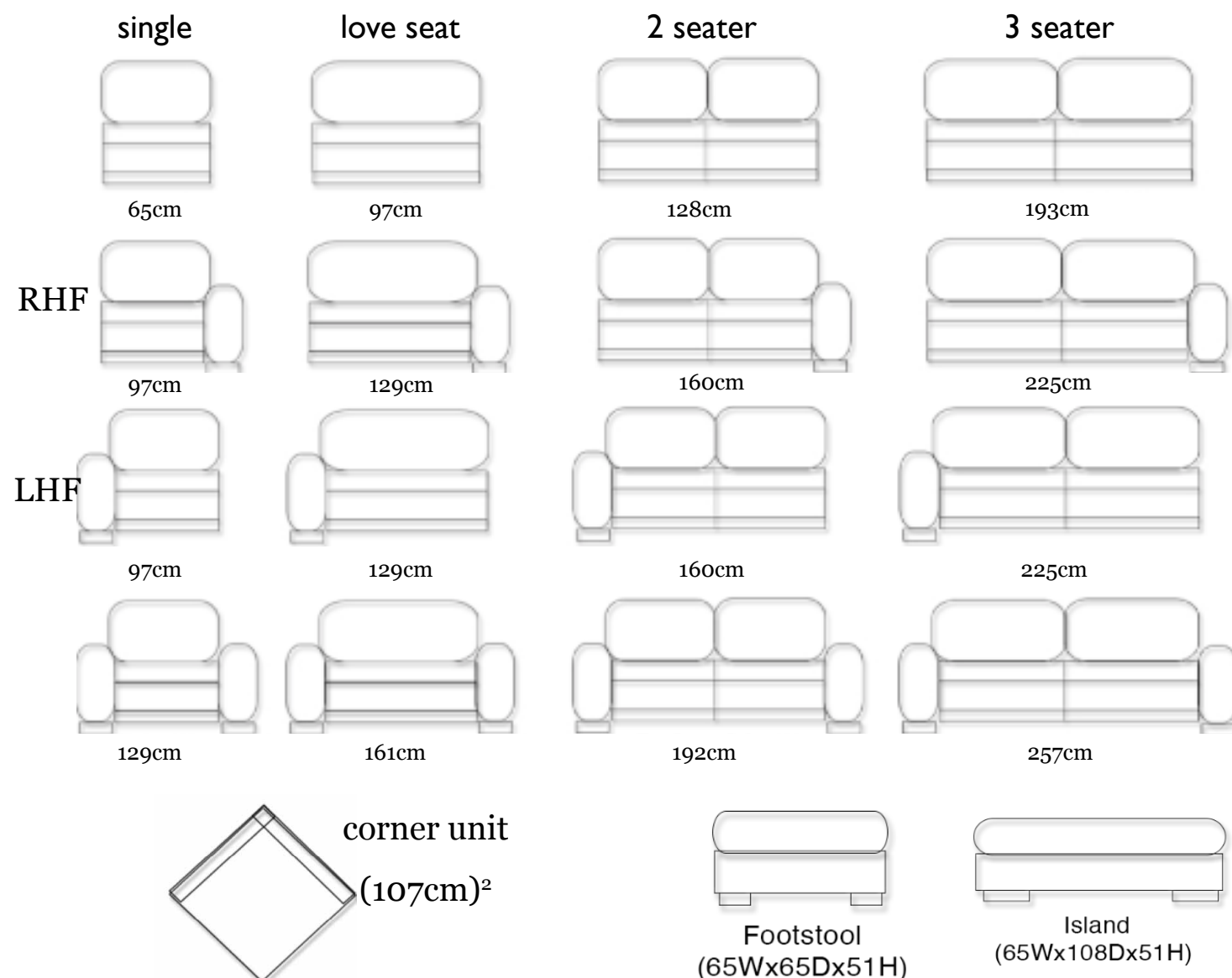
One of the biggest draws our collection has to be the Corner Groups. Each model has it's own individual merits, and so we come to the Greek Gods of our collection, The Atlas.



The Atlas Collection is a series of corner-groups, sofas, footstools & island units, and the Apollo armchair. The Atlas group features the highest back of all the corner groups, which is very supportive, given the generous 108cm depth of the Atlas pieces. Even the very tall amongst us, finds this a very comfortable and supportive model.



The Atlas features a Saddle arm, which in linen, velvets and textured fabrics, gives it a very tailored Italian look. In the casual cord velvets, it looks squashy and inviting, a sofa to spend the long Irish winter's in. The matching chair for the Atlas is the Apollo Armchair. It features the round arm of the Atlas, but not the saddle arm, as those big-scale arms would overwhelm an armchair. The armchair is neater in depth, so it's a very neat and cozy sit.



ALL UNITS 100CM HIGH & 107CM DEEP

AVAILABLE AS STORAGE UNITS



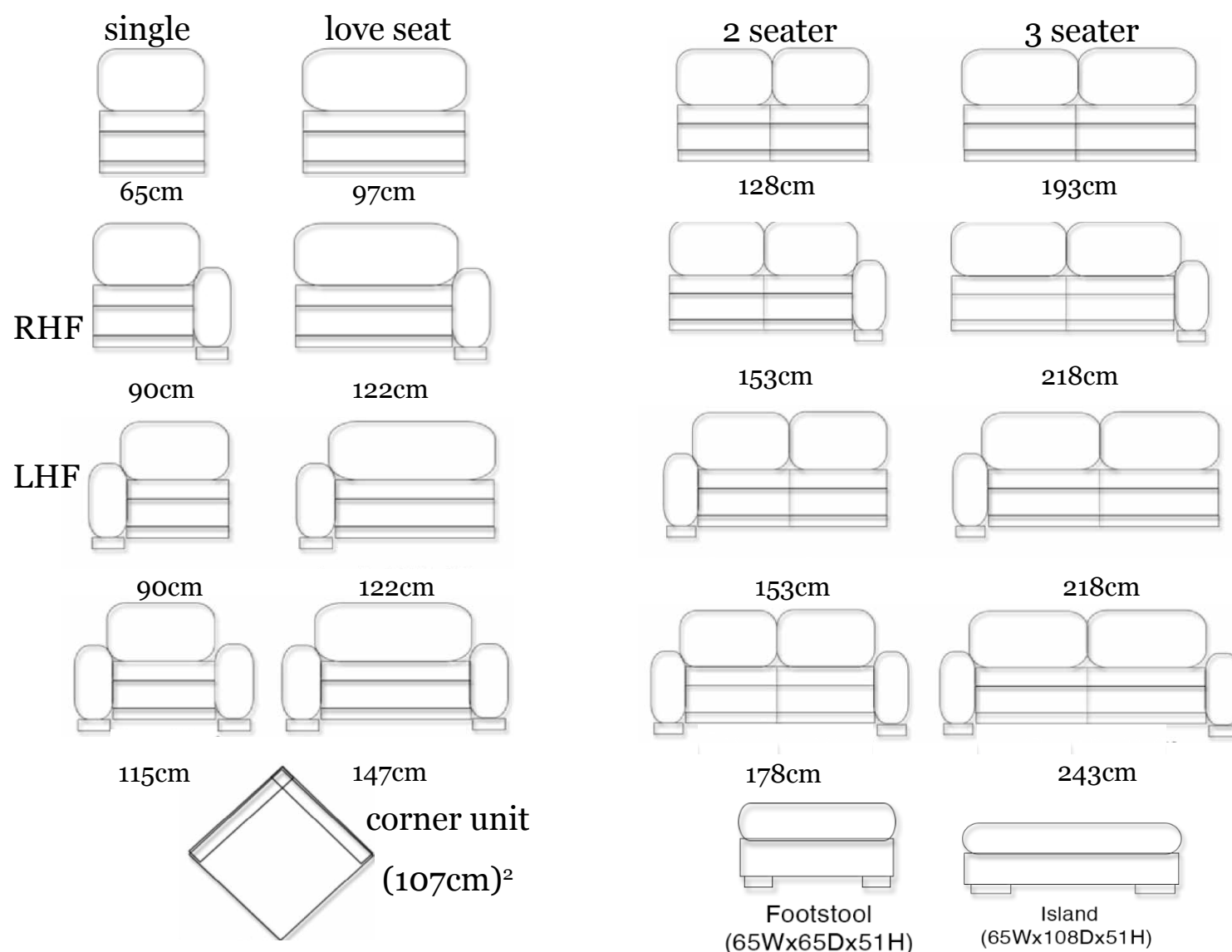
MONTREAL

If you want something truly relaxing this is your sofa – we liken this to our favourite pair of slippers & pajamas combo “true comfort” – its like Sunday Lounging in sofa version. The Montreal can be made the way you want it – as a sofa or as an L – Shaped Sofa or Corner Group. What people are often looking for is deep comfortable seats that you can relax in, lie back in, sprawl out in front of the tv, watching a movie, or the big game !



If this is what you are looking for, then your search might be over. The sofa version of the Montreal has square chunky arms and can come with fibre filled seat cushions (super-soft) or regular foam filled. This sofa and corner group combination is the king of every day comfort.

The Montreal model is made up of different sized components : units with arms right or left, arm-less pieces, a great chaise unit, and an Island Unit or footstool. We will help you build the sectional that most suits your space, so whether you need a long sofa, an L – Shaped sofa, or even a U – Shaped model, bring us your measurements, and we will do the rest ! Also offered with the Montreal Collection is a Single Chair, Loveseat, Small Sofa & Large Sofa.



ALL UNITS 89CM HIGH & 107CM DEEP

AVAILABLE AS STORAGE UNITS

sales@dms-uk.com www.dms-uk.com +44 (0) 1482 210700 @DipMissSupLtd



**DIPLOMATIC
MISSION SUPPLIES**



ATLAS & MONTREAL CHAISE

The Montreal Chaise Sofa and the Atlas Chaise Sofa have some similarities, the main one being that they are both 107cm deep, but each model has its own distinct personality, and there are some subtle differences between Montreal & Atlas.

The Montreal model has a low, modern look. The arm is slimmer than that of the Atlas, and a lot less bulky generally. We find that the flat top of the arm is great for when you are using your laptop / tablet, or simply using it to rest a cup of tea. If you like the sleeker lines, Montreal may be the Chaise Sofa you go for.

The Atlas has a bigger presence in a room, due to the big saddle arms, and the higher back cushion. It isn't often you'll get a high backed chaise sofa, and the Atlas is so comfortable, and for some people, the feature of the higher back is a real plus.

RHF CHAISE

LHF CHAISE



CHAISE UNITS 216CM LONG & 107CM DEEP



MONTREAL CHAISE

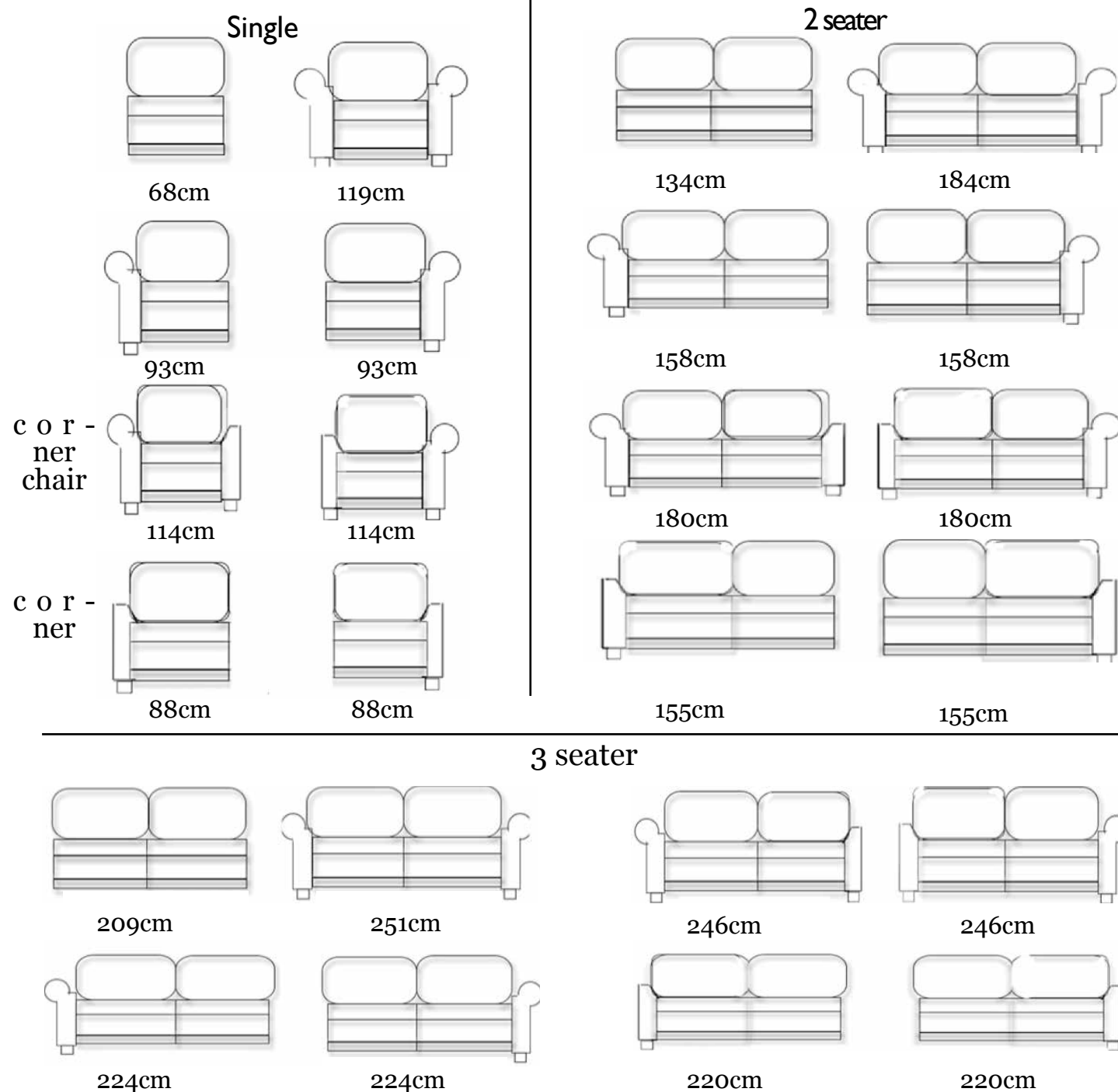


ATLAS CHAISE



CHANIA

We based the design of this model on feedback from customers. Some wanted a neat corner group, some wanted a corner group on legs and other wanted something with a slightly more traditional arm that didnt take up too much sitting space. We're sure you'll agree that we have managed to tick every box here.



ALL UNITS 107CM HIGH & 96CM DEEP

The Aslan model takes its arm from the popular Ascot Model – it is a scroll arm but with a more contemporary finish. It has a capped-on arm, which means that the front of the arm has a flat floated finish, and crisp piping around the edge of the arm. The arms are neat, so they don't "take over" your room, and the Aslan sports attractive turned legs, with or without castors.

This corner group can be made up in a size to suit your room. Bring your measurements and we will help you plan for the space you have. See also our Ascot Sofa in Sofas & Chairs. The Aslan offers a clean & fresh look, and is very effective when upholstered in plain & textured-plain fabrics, or in a nice modern airy floral, indeed, any fabric you wish to choose.



COMO

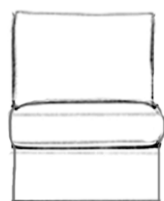
The Como was named after the famous Lake Como in Italy. It is renowned as a popular retreat for aristocrats and wealthy people since Roman times, and a tourist attraction with many artistic and cultural gems. The lake is narrow and sleek and bends almost at 90° just like our Como Corner Group. With its contemporary high and narrow arms with accompanying side bolster, this model offers you a neat corner group with the comfort of any of our sofas.



It can be bespoke made to suit your room. We offer this model as a 2 piece solution unlike some of our other corner groups which come as 3 pieces. This makes the Como Corner Group our most affordable. It comes with 4 complimentary scatter cushions and side bolsters on the arms. Because this corner group was so popular we designed a sofa version as well. Please have a look at it in our Sofa & Chairs Section.



Sin -



68cm



87cm




87m

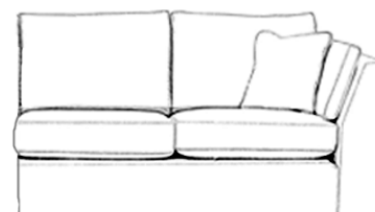


108cm

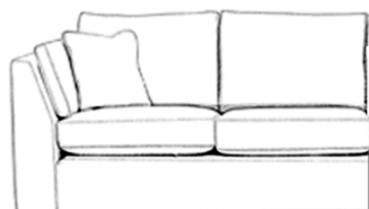
2 seater



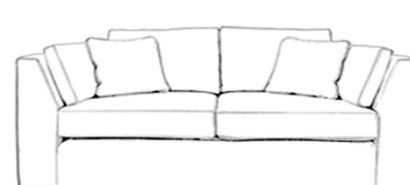
136cm



155cm

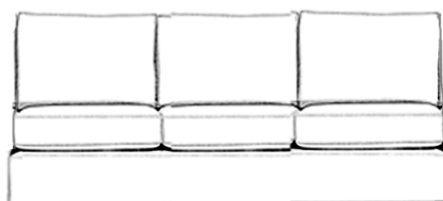


155cm

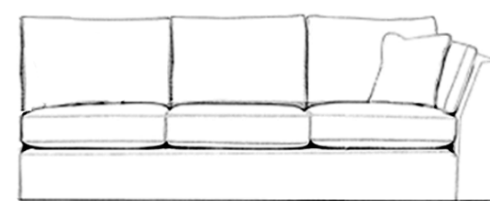


178cm

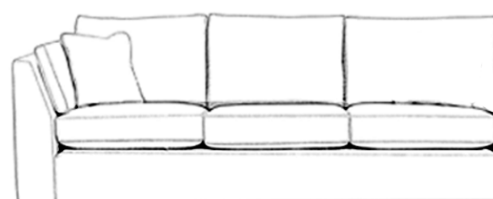
3 seater



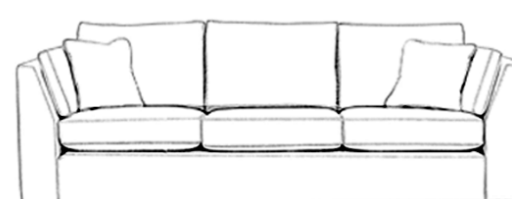
204cm



223cm



223cm



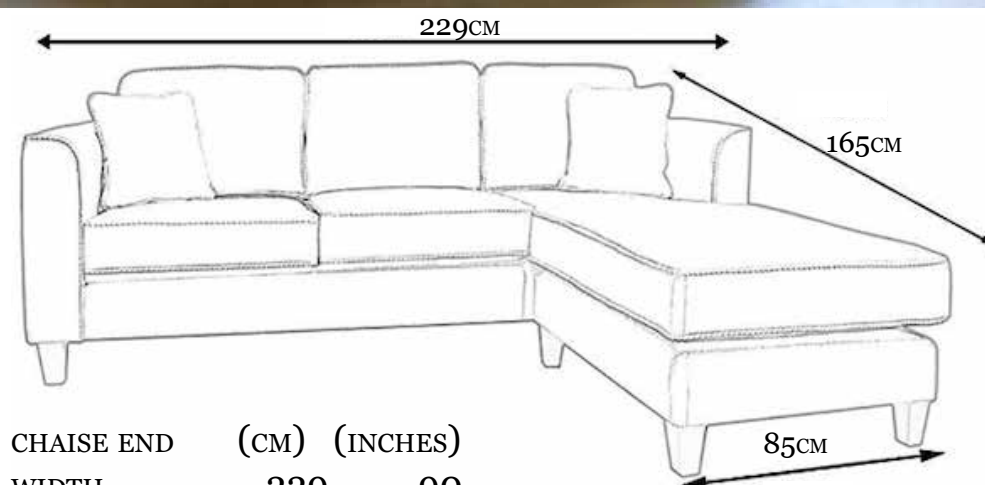
243cm

ALL UNITS 91CM HIGH & 94CM DEEP




NOLAN CHAISE END

When you can see under a sofa or a chair, it fools the eye into believing that room space is bigger. One of the tricks that Interior designers use, is to have a sofa on legs, rather than a base that sits almost on the ground.

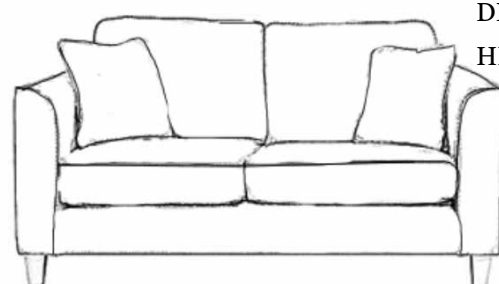


CHAISE END	(CM)	(INCHES)
WIDTH	229	90
DEPTH	94	37
HEIGHT	90	35




LOVE SEAT	(CM)	(INCHES)
WIDTH	122	48
DEPTH	94	37
HEIGHT	90	35

SMALL SOFA	(CM)	(INCHES)
WIDTH	163	65
DEPTH	94	37
HEIGHT	90	35



LARGE SOFA	(CM)	(INCHES)
WIDTH	229	90
DEPTH	94	37
HEIGHT	90	35



This is one of the details that makes the Nolan sofa with (or without) chaise a popular choice. The Nolan arms are tidy & streamlined, and with the depth being only 94cm / 37", it is an ideal sofa for anyone who has a neater space to furnish, or some who simply finds a lot of models to be too deep.

This model is contemporary and neat at the same time, perfect for more informal rooms. The Nolan comes as a Large Sofa, Small Sofa, Loveseat, Armchair, Island Unit & Footstool, and of course the option of adding a chaise to either end allows this sofa to become your very own napping fortress.

FOOTSTOOLS

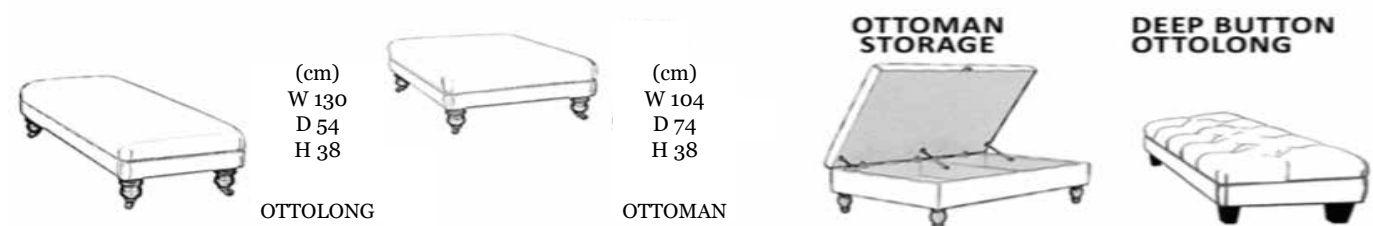




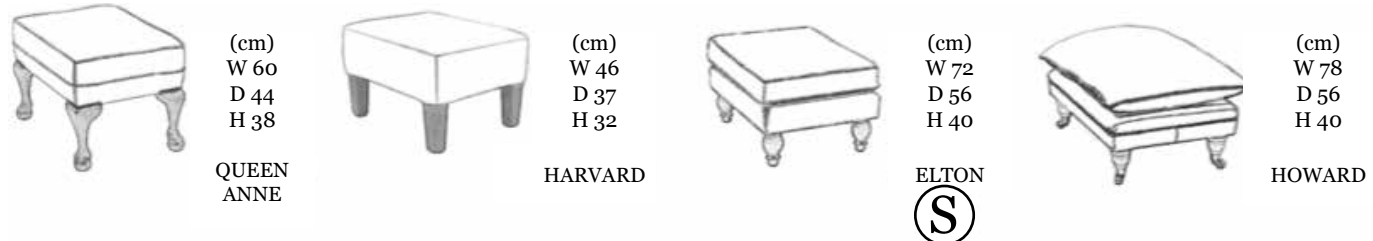
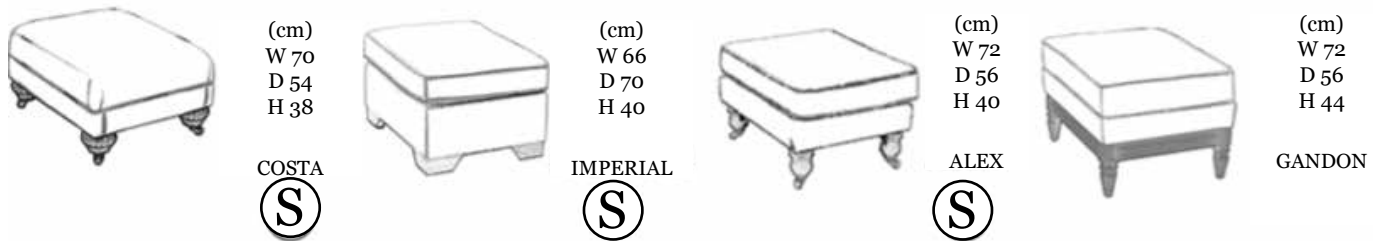
FOOTSTOOLS

We have a wide selection of Footstools to accompany each of our models. The size and shape of your room and the style of sofa you choose will allow for different Footstool designs. We have Ottomans, Ottolongs, Deep Buttoned Footstools, Lift Lid Storage Stools, Storage Islands, Standard Footstools, Pillow Top Footstools – the options are endless.

Each model group will have a specific footstool with similar finish and leg type, we can advise as to which one suits your sofa set. Because we make everything to order, you can also choose any footstool / ottoman / storage stool that you like to match your style. As part of our Bespoke Options we can also make footstools or Ottomans to a customer's specification.



Both above available as deep buttoned and storage stools



(S) = AVAILABLE AS STORAGE UNITS





DIPLOMATIC MISSION SUPPLIES

SERVICE WITHOUT BOUNDARIES

DIPLOMATIC MISSION SUPPLIES HAS ESTABLISHED ITSELF OVER THE LAST 20 YEARS AS A LEADING SPECIALIST PROCUREMENT AND LOGISTICS COMPANY. WE ARE A TRUSTED SUPPLIER OF DIPLOMATIC POSTS WORLDWIDE FOR BESPOKE REPRESENTATIONAL AND FAMILY DOMESTIC FURNITURE, SOFT FURNISHINGS, FLOORING SOLUTIONS, HOME OFFICE FURNITURE AND SEATING PLANS FOR WAITING ROOMS AND OFFICES.

CONTACT US

SALES & CONTRACTS: +44 (0) 1482 820114
OPERATIONS & LOGISTICS: +44 (0) 1482 210700
ACCOUNTS: +44 (0) 1482 210760
24Hrs: +44 (0) 7798702438
EMAIL: SALES@DMS-UK.COM
WEBSITE: WWW.DMS-UK.COM
TWITTER: [@DipMissSuppLtd](https://twitter.com/DipMissSuppLtd)

ADDRESS

DIPLOMATIC MISSION SUPPLIES LTD.
SALES AND DISTRIBUTION CENTRE
UNIT 7
HAMBURG ROAD
HULL
HU7 0AE